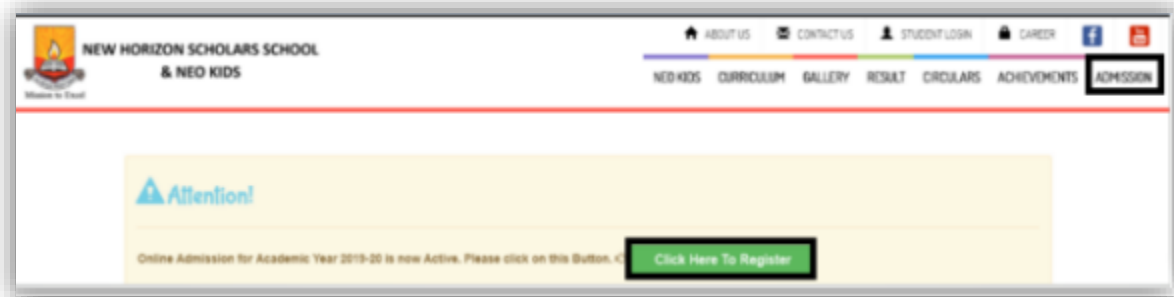


## Online Procedure for Registration 2021-2022

- Go to our website <https://www.nhsrodas.com>
- Click on **Admission** Tab
- Click on **“Click here to register.”**




Click on **“Step-1 New Registration”**.

The image shows the registration form for Step 1. It has a green background and a school bag icon on the left. The form fields are: "Grade / Class" with a dropdown menu set to "II" and a "Change Grade" link below it; "Date of Birth" with a text input field containing "19-11-2014" and a calendar icon; "Relationship" with a dropdown menu set to "Mother"; and "Mobile" with an empty text input field. A purple button labeled "SEND OTP" is at the bottom right.

- Select Grade from drop down menu.
- Enter the Date of Birth of your Child.
- Select the relationship from the drop down (Father/Mother/Guardian).
- Enter the Mobile number. This will be the primary contact number.
- Click on Send OTP. Enter OTP and click on Verify & Proceed.

**STEP-1 (PERSONAL DETAIL):** Please fill the Pupil's Detail, Social Detail and Residential address of the Student.

  
**New Horizon Scholars School Rodas**  
 Admission for 2021-22

Personal Details
Guardian Details
Upload Documents

\* Starred fields are mandatory. All other fields are optional but you may fill them up to save time during admission.

**Pupil's Details**


**Pupil's Full Name \***  
Incase there is no Surname, please put middle name in Surname field

**Date of Birth \*** 
**Birth Town**

**Birth District** 
**State**

**Aadhaar Card No.**  
Enter Aadhaar No, without any space e.g. XXXXXXXXXXXXX

**STEP-2 (GUARDIAN DETAIL):** Please fill Father's, Mother's and Guardian detail.

  
**New Horizon Scholars School Rodas**  
 Admission for 2021-22

Personal Details
Guardian Details
Upload Documents

\* Starred fields are mandatory. All other fields are optional but you may fill them up to save time during admission.

**Father's Details**

**Father's Full Name**  
Incase there is no Surname, please put middle name in Surname field

**Qualification** 
**Occupation**

**Annual Income** 
**Email:**

**Mobile No.**  
Enter 10 digit Mobile No, without any space e.g. XXXXXXXXXXXXX

**Telephone No.**  
Enter Telephone No, without any space e.g. 022XXXXXXXXXX

**STEP-3 (UPLOAD DOCUMENTS):** Upload the documents of the student (Scanned copy of Birth Certificate, Previous year's report card.)

The screenshot shows the 'Upload Documents' step of the admission process. At the top, there is a school logo and the text 'New Horizon Scholars School Rodas Admission for 2021-22'. Below this, there are three tabs: 'Personal Details', 'Guardian Details', and 'Upload Documents', with the third tab being active. A red asterisk note states: '\* Starred fields are mandatory. All other fields are optional but you may fill them up to save time during admission.' The form contains two questions, each with a 'Yes' checkbox:

- Attended a Different School Last Year?  Yes
- Other Siblings studying in this School?  Yes

After submitting the Registration form, Registration ID and password will be displayed. Registration details will also be sent on parents registered Email ID and Mobile No.

The screenshot shows the 'Registration Successfully Submitted' confirmation page. At the top, there is a school logo and the text 'New Horizon Scholars School Rodas Admission for 2021-22'. The main heading is 'Registration Successfully Submitted'. Below this, a message states: 'If you've provided a valid e-mail, we will send you a confirmation e-mail with the details. Following are the details for reaching your admission counsellor and logging into the admission portal.' There are two boxes providing details:

- Registration ID: NHSSR-21-REG-2**  
**Password: abcd2014**
- Admission Counsellor: Reena Shah**  
**Admission Helpline: 8454938777 / 8828029777**  
**Timings: 9AM to 3PM (Mon-Sat)**

Below these boxes, there is a 'Please Note' section with the text: 'You will be able to continue with the admission process once your registration is verified by the school. You will receive a separate email once your registration is confirmed.' At the bottom, there are two buttons: 'Print Registration' and 'Back to Home'.

Take print of the Registration form by clicking on **Print Registration**.



## New Horizon Scholars School Rodas

Address: Rodas, Hiranandani Estate, Thane (W) - 400607

Contact : 8454938777 / 8828029777

Website : [www.nhssrodas.com](http://www.nhssrodas.com)



NHSSR-21-REG-2

### Registration (2021-22)

- The information is successfully recorded.
- **Please note that your Registration is NOT confirmed.**
- Please bring the print out of this page to the admission office to confirm your registration.
- Registration does not confirm Admission

#### Acknowledgement (for office use only)

Date : 16/09/2020

Name : MST. ABCD D

Grade / Class : II

Reg. No. : NHSSR-21-REG-2

Date of Test : .....

Time : .....

\* This is a digitally generated form and no signature required.

You will be able to continue with the admission process once your registration is verified by the school. You will receive a separate email once your registration is confirmed. Please go to "<https://www.uat1newhorizon.in/NHSSR>" and login with Registration ID **NHSSR-21-REG-2**. The password is first 4 letters of pupil name & the year of birth. For example - if pupil name is Mst. Ravi Kumar and date of birth is 12/11/2010, the password will be ravi2010.

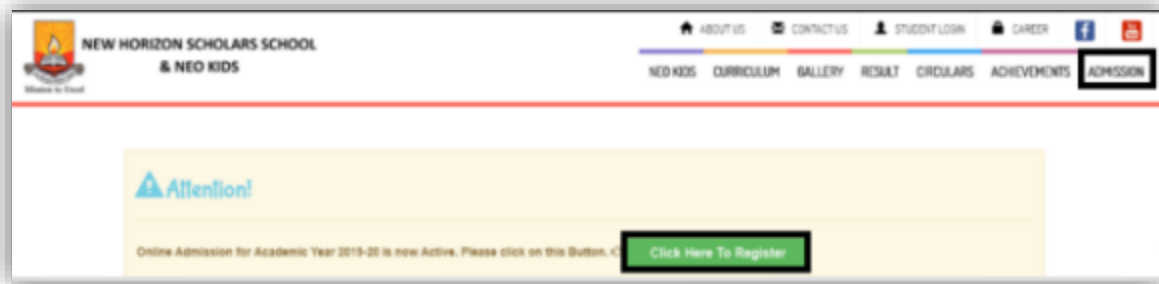
For any kind of assistance during the admission process, please contact -  
Admission Counsellor: **Reena Shah**  
Admission Helpline: **8454938777 / 8828029777**  
Timings: **9AM to 3PM (Mon-Sat)**

Please carry the printed copy of the Registration form to the school for completing the Registration.

**Note:** It is mandatory to complete the registration process from admission office.

## Online Procedure for Admission 2021-22

Once the Registration process is completed, please go to the school website and click on Admission.



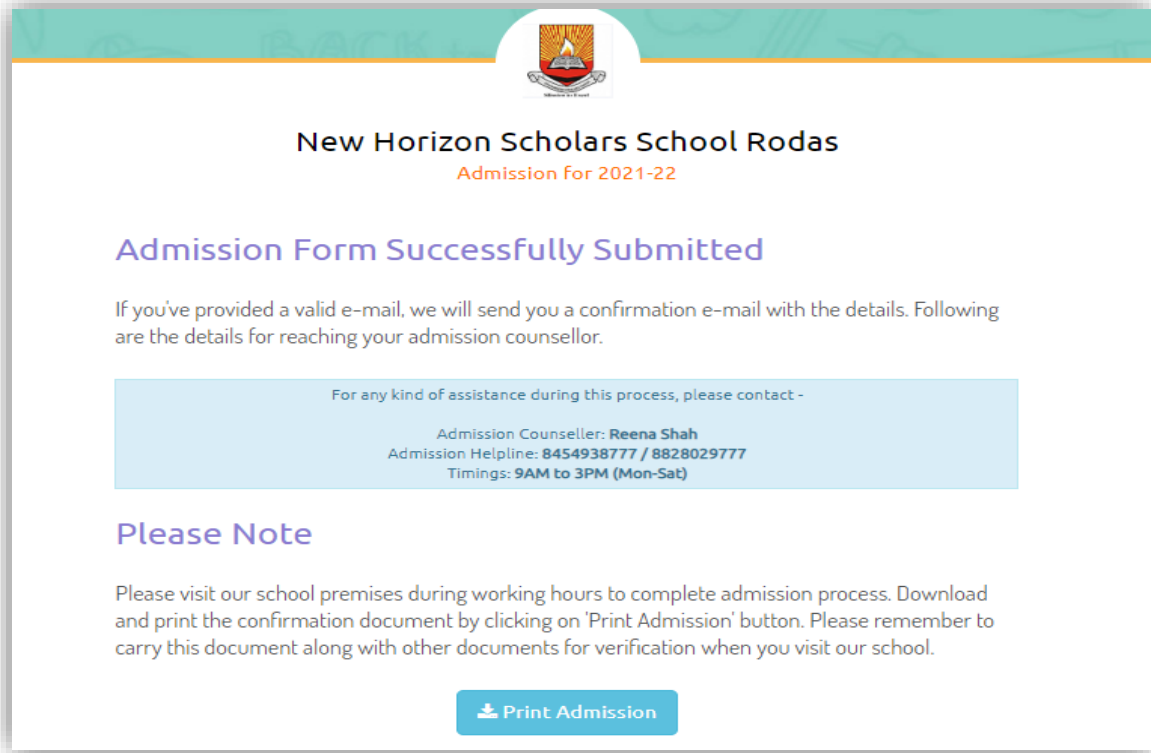
- Click on **“Click Here to Register.”**
- Click on **“Step 2 New Admission.”**



Enter Registration ID and Password as mentioned in the Registration form and click on **Login**.

The image shows a login form on the school's website. At the top, it says "New Horizon Scholars School Rodas" and "Admission For 2021-22". On the left is a chair icon. The form has two input fields: "Reg. ID" with the value "NHSSR-21-REG-2" and "Password" with a masked password ".....". Below the password field is an orange "LOGIN" button.

- Fill all the mandatory details, upload student's photo, birth certificate, caste certificate, previous year's report card, School Leaving Certificate, Medical records, Aadhar Card etc. and click on **Submit**
- Please take the print of the Admission form by clicking on **Print Admission**.



The screenshot shows a confirmation page for New Horizon Scholars School Rodas. At the top, there is a school logo and the text "New Horizon Scholars School Rodas Admission For 2021-22". The main heading is "Admission Form Successfully Submitted". Below this, a message states: "If you've provided a valid e-mail, we will send you a confirmation e-mail with the details. Following are the details for reaching your admission counsellor." A light blue box contains contact information: "For any kind of assistance during this process, please contact - Admission Counsellor: Reena Shah, Admission Helpline: 8454938777 / 8828029777, Timings: 9AM to 3PM (Mon-Sat)". A "Please Note" section follows, advising to visit the school premises during working hours to complete the admission process and to download and print the confirmation document by clicking on the "Print Admission" button. The button is located at the bottom of the page.

Please carry the printed copy of Admission form to the school along with mandatory documents i.e. Birth Certificate, Caste Certificate & Previous year's report card etc. to complete the Admission process



## New Horizon Scholars School Rodas

Address: Rodas, Hiranandani Estate, Thane (W) - 400607

Contact : 8454938777 / 8828029777

Website : www.nhssrodas.com



### ADMISSION FORM (2021-22)

S. No. ....

G.R. No. ....

Saral ID .....

Student ID. NHSSRSTD .....

Shift. ....

To,  
The Principal,

I am seeking admission for my ward in Grade / Class **II** in your School.

1. Pupil's Full Name : MST. ABCD D

2. Date of Birth : 19/11/2014

Place of Birth : THANE

District : THANE

State : MAHARASHTRA

3. Nationality : INDIAN

Religion : HINDU

Category : GENERAL

Caste : .....

Mother Tongue : MARATHI

**Note**-Email confirmation will be sent on completion of Admission Process.