




1 New Horizon Mobile App

Here is the Step by Step Guide which will take you through 1New Horizon Mobile App.

❖ Download :-

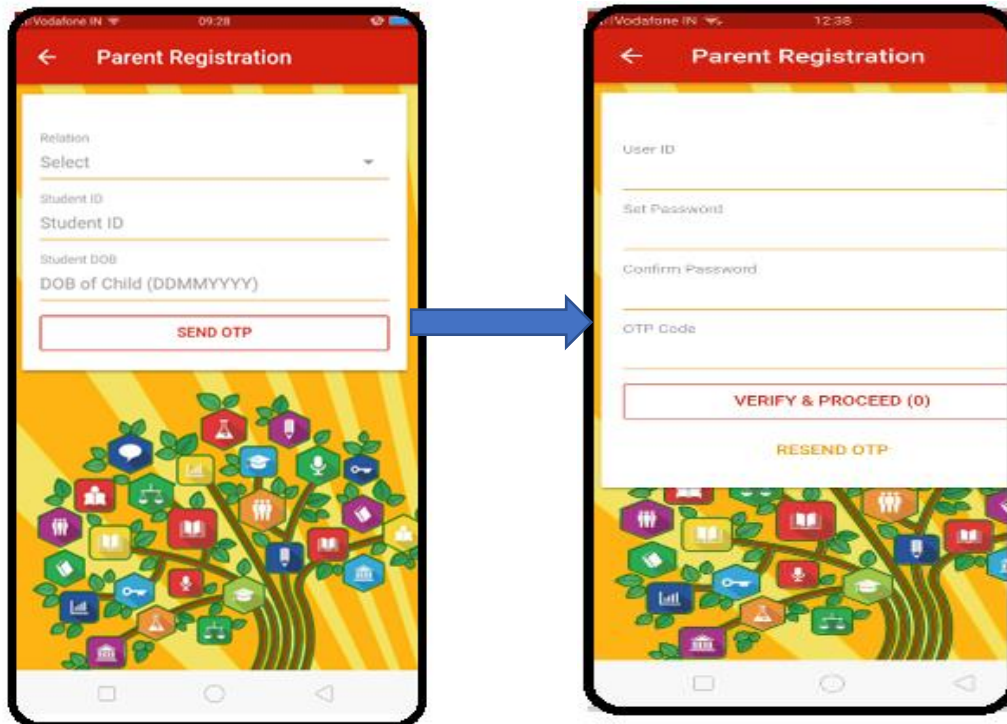
Download 1 New Horizon App from Google Play store. Parents who are using the App, have to update it from Google play store or App Store.



❖ Registration :-

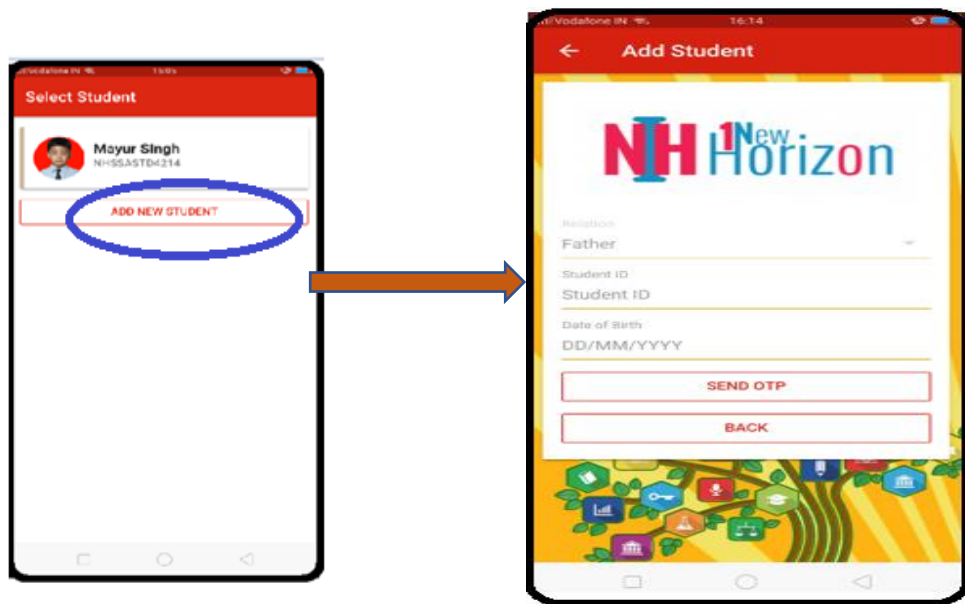
Parents have to Register themselves by clicking on “Existing Parent Sign Up”

- Select relation of the parent from dropdown.
- Enter Student ID (NHSSRSTDXX)
- Enter DOB of student in DDMMYYYY format.
- Click on Send OTP. OTP will be sent on parent’s registered Mobile No.
- Below screen will be seen.



- User ID will be registered Email ID of the parent which will be prepopulated by the system.
In case if parent’s Email ID is no registered, they have to update it under “User ID”.
- Create Password under “Set Password.” Confirm Password
- Enter OTP and click on Verify OTP to proceed. Student gets successfully registered.


❖ Add Student :- Once student gets register, there is option “Add New Student.” Parents can add their siblings under this option.



Parents have to enter Siblings “Student ID” and his/ her DOB in DDMMYY format.

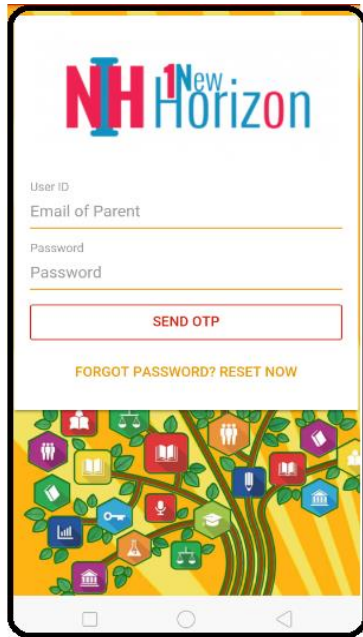
❖ **Parent Login** :-

Once Registration process is complete, parents have to Login themselves under Parent Login.



User ID (Registered Email ID of the Parents) Password (Created at the time of Registration)

❖ **Forgot / Reset Password :-**



- Password can be reset by clicking on “**Forgot Password.**” under Parent Login.
- Parents have to enter their Registered Email ID and click on Forgot Password.
- Link to reset password will be sent on registered Email ID.

Please Note :-

1 New Horizon App is compatible for all Android (version 4.4 and above) as well as IOS Devices.

❖ **1 New Horizon Login from Web :-**

If parents are using their Desktop, Laptop, Tablets they have to use below URL

<https://www.1newhorizon.in/parent/NHSSR> and follow the same steps written above.

SUPPORT DESK

Parents can visit school's website <https://www.nhssrodas.com/> and fill in the "Contact Form." Under "Contact Us."



CONTACT FORM

Name *

Email *

Phone *

Subject *

1 New Horizon Mobile App Support

Message *

Type your query here !!

Submit

OR

On clicking below icon, App will redirect to support desk, where parents can **Write to Us** by clicking on Message icon or they can contact us by clicking on **Support Desk** Icon.

